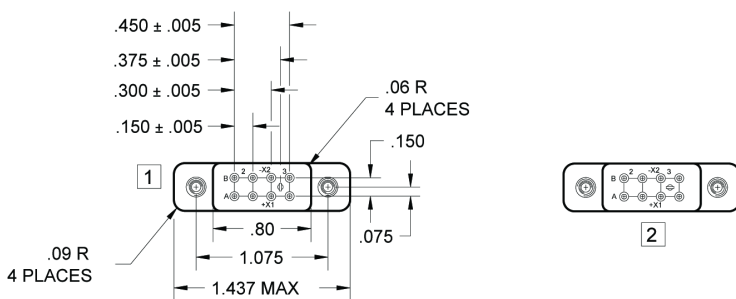


Basic socket series designation for:
XA

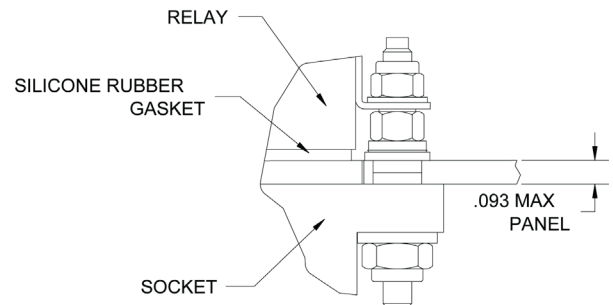
Designed to the standards and requirements of:
MIL-DTL-12883/45

SOCKET DRAWING

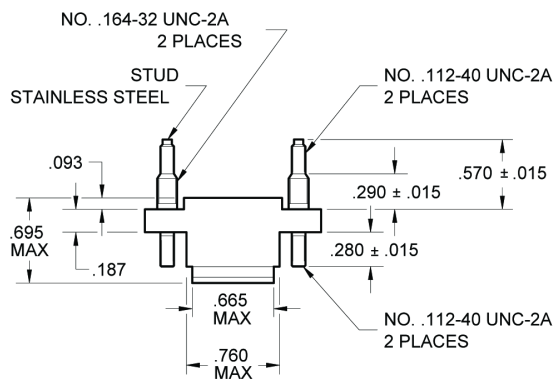


HARDWARE MOUNTING

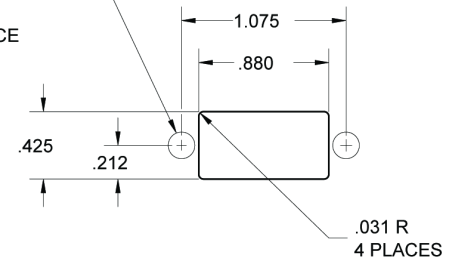
MOUNTING DETAIL 2 PLACES



MOUNTING DIMENSIONS



BOTTOM MOUNT-CLEARANCE
HOLE FOR .164 SCREW
TOP MOUNT-CLEARANCE
HOLE FOR .112 SCREW



GENERAL CHARACTERISTICS

| | |
|--|-----------------------|
| 1. Supplied with mounting hardware NO. 20 contacts and crimp for coil code J (SO-1064-10444). | |
| 2. Supplied with mounting hardware NO. 20 contacts and crimp for coil codes F,K (SO-1064-10445). | |
| 3. Standard tolerances | .xx ± .01; xxx ± .005 |
| 4. Weight | .033 lbs. max |
| 5. Temperature range | -70° C to +125° C |